

## EMERGE ARK SPACE EXPLORATION ETF

The investments of this ETF may include: Global Connectivity, Satellite and Rocket Development, Hypersonic Travel, and Multi-Planetary Species.

CAD Ticker: EAXP

USD Ticker: EAXP.U

CAD Series: 29104E103

USD Series: 29104E202

### FUND DESCRIPTION

#### Based on ARK Invest's Research:

#### "The Space Industry is Taking Off" <sup>1</sup>

Companies within this fund are leading, enabling or benefitting from technologically enabled products and/or services that occur beyond the surface of the Earth. ARK Invest believes, based on their research, that space exploration companies can be grouped into four overarching categories, each of which contains relevant sub-elements: orbital aerospace companies; suborbital aerospace companies; enabling technologies companies; and aerospace beneficiary companies.

### INVESTMENT OBJECTIVE

EAXP is an actively-managed exchange traded fund ("ETF") that seeks to achieve long-term growth of capital by investing primarily, under normal circumstances, in global equity securities of companies that are or, are expected to be, focused on leading, enabling, or benefitting from technologically enabled products and/or services that occur beyond the surface of the Earth.

### WHY INVEST IN EAXP?

#### 1. Exposure to innovation

Aims for thematic multi-cap exposure to innovative technologies, including: Global Connectivity, Satellite and Rocket Development, Hypersonic Travel, and Multi-Planetary Species.

#### 2. Growth potential

Aims to capture long-term growth with low correlation of relative returns to traditional growth strategies and negative correlation to value strategies.

#### 3. Tool for diversification

Offers a tool for diversification due to little overlap with traditional indices. It can be a complement to traditional value/ growth strategies.

#### 4. Grounded in research

Combines top-down and bottom-up research in its portfolio management to identify innovative companies and convergence across markets.

#### 5. Cost effective

Provides a lower cost alternative to mutual funds with true active management in an Exchange Traded Fund (ETF) that invests in rapidly moving themes.

### FUND DETAILS AS AT 30.12.22

Ticker	EAXP
Type	Active Equity ETF
Cusip CAD Series	29104E103
Cusip USD Series	29104E202
Currency	CAD/USD
Inception date	30.03.2021
Primary exchange	NEO Stock Exchange
Management fee	0.80%
MER	1.15%*
Typical number of holdings	37
Portfolio manager	Emerge Canada Inc.
Sub-advisers	ARK Investment Management LLC Emerge Capital Management Inc.

\*as expected for 2023, please reference emergecm.ca for information regarding the MER for each ETF.

### TICKER DETAILS

CAD	EAXP
USD	EAXP.U
THOMSON ONE CAD	EAXP-GD
THOMSON ONE USD	EAXP'U-GD

### TOP 10 HOLDINGS AS AT 30.12.22

Trimble Inc.	9.3%
Iridium Communications Inc	7.9%
AeroVironment, Inc.	7.4%
Kratos Defense & Security Solutions, Inc.	7.1%
L3Harris Technologies, Inc.	6.1%
KOMATSU LTD	4.8%
Deere & Company	4.1%
Teradyne, Inc.	3.2%
DASSAULT SYSTEMES SA	3.2%
JD Logistics	3.1%

### SECTOR WEIGHTS AS AT 30.12.22

Industrials	62.3%
Information Technology	23.1%
Communication Services	12.6%
Consumer Discretionary	2.0%

### GEOGRAPHIC BREAK UP AS AT 30.12.22

Americas	77.4%
Europe	11.4%
Asia	7.9%
Middle East	3.2%



### PORTFOLIO MANAGER (SUB-ADVISOR)

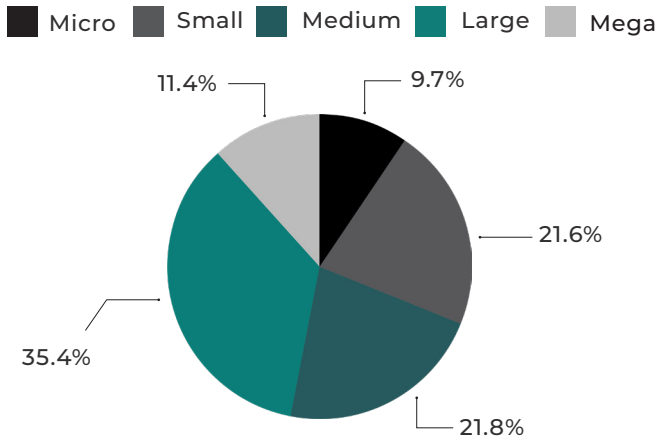
**Catherine D. Wood**

Chief Investment Officer

ARK Investment Management LLC

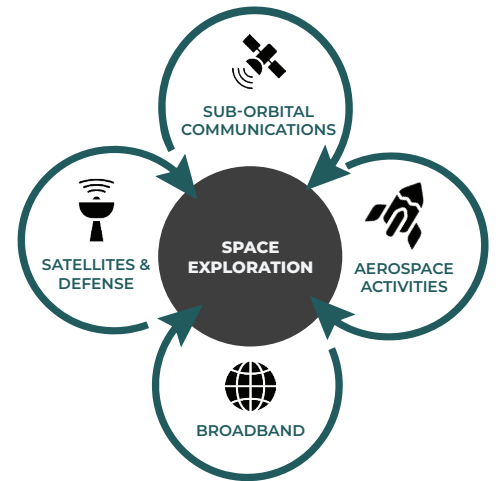
Catherine registered ARK Investment Management LLC ("ARK") as an investment adviser with the U.S. Securities and Exchange Commission in January 2014. With over 40 years of experience identifying and investing in innovation, Catherine founded ARK to focus solely on disruptive innovation while adding new dimensions to research. Previously, she completed twelve years at AllianceBernstein as Chief Investment Officer of Global Thematic Strategies with over \$5 billion in assets under management. Before AllianceBernstein, she worked for eighteen years with Jennison Associates as Chief Economist, Equity Research Analyst, Portfolio Manager, and Director. Catherine started her career in Los Angeles at the Capital Group as an Assistant Economist.

MARKET CAPITALIZATION AS AT 30.12.22



FUND DESCRIPTION

- Broadband
- Satellites & Defense
- Aerospace Activities
- Sub-orbital Communications

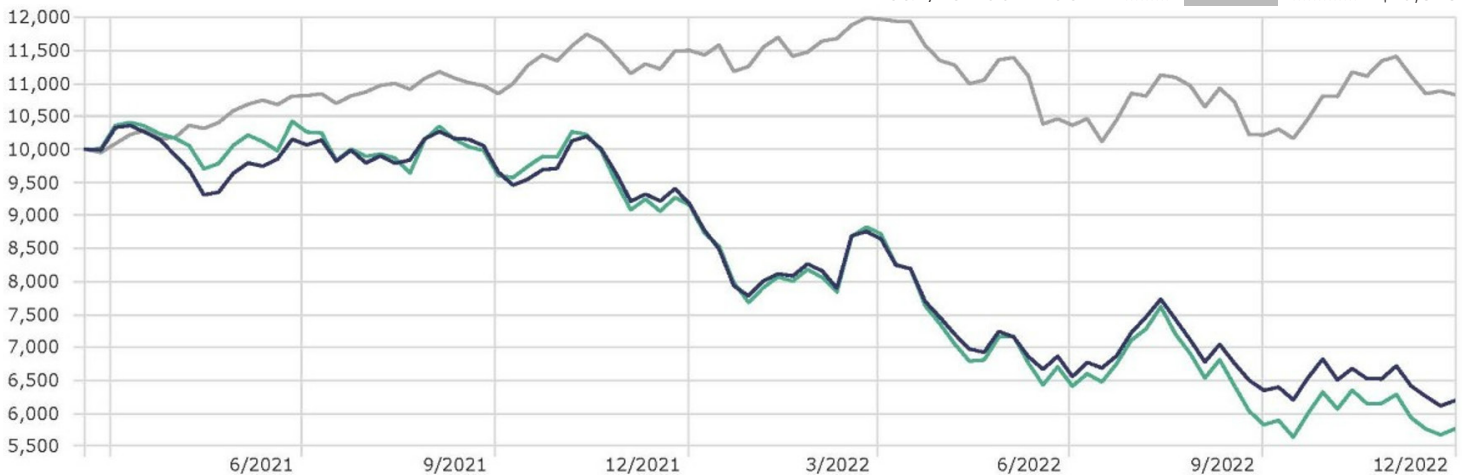


PERFORMANCE AS AT DECEMBER 30TH, 2022

TICKER	NAME	NAV	1 MO.	3 MO.	6 MO.	YTD	1 YR	SINCE INCEPTION*
EAXP	Emerge ARK Space Exploration ETF	\$6.19	-7.8%	-2.4%	-5.5%	0.0%	-32.4%	-38.7%
EAXP.U	Emerge ARK Space Exploration ETF USD	\$4.57	-8.3%	-1.0%	-10.1%	0.0%	-37.0%	-42.8%
S&P TSX	S&P/TSX Composite Index		-5.1%	6.0%	4.5%	0.0%	-5.8%	8.1%
S&P 500 TR CAD	S&P 500 Index		-5.1%	6.1%	6.2%	0.0%	-12.2%	10.0%

INVESTMENT GROWTH CHART AT \$10,000 SINCE INCEPTION: EMERGE ARK SPACE EXPLOR. ETF | TIME PERIOD: 2019.07.29 TO 2022.12.30

EAXP ..... \$6,195  
 EAXP.U ..... \$5,767  
 S&P/TSX COMPOSITE ..... \$10,828



1. ARK Investment Management LLC. (2021). "Big Ideas 2021." 78. Retrieved from www.ark-invest.com.

Commissions, management fees, brokerage fees and expenses may be associated with an investment in ETFs. Before investing, you should carefully consider the ETF's investment objectives, strategies, risks, charges and expenses. This and other information are in the ETF's prospectus, which may be obtained by visiting [www.emergecm.ca](http://www.emergecm.ca) or [www.sedar.com](http://www.sedar.com). Please read the ETF prospectus carefully before you invest. An investment in an ETF is subject to risks and you can lose money on your investment. Detailed information regarding the specific risks of the ETF can be found in the prospectus. There can be no assurance that the ETF will achieve its investment objective. The ETF's portfolio is more volatile than broad market averages. Units of the ETF are bought and sold at market price and there can be no guarantee that an active trading market for the ETF units will develop or be maintained, or that their listing will continue or remain unchanged. ETFs are not guaranteed. Their values change frequently. Past performance may not be repeated. The statements contained in this document are based on information believed to be reliable and are provided for information purposes only. Where such information is based in whole or in part on information provided by third parties, we cannot guarantee that is accurate, complete or current at all times. This document does not provide investment, tax or legal advice, and is not an offer or solicitation to buy. Graphs and charts are used for illustrative purposes only and do not reflect future values or returns on investment. Particular investment strategies should be evaluated according to an investor's investment objectives and tolerance for risk. Emerge Canada Inc. and related entities are not liable for any error or omission in the information or for any loss or damage suffered.