

EMERGE ARK GLOBAL DISRUPTIVE INNOVATION ETF

The investments of this ETF may include: genomics, e-commerce, artificial intelligence, electric & autonomous vehicles, and robotics.

CAD Ticker: EARK

USD Ticker: EARK.U

CAD Series: 291006104

USD Series: 291006203

FUND DESCRIPTION

“The cornerstone themes of disruptive innovation”

Companies within this fund are expected to focus on scientific developments, improvements and advancements in genomics; artificial intelligence, including deep learning and cloud technology; autonomous technology in energy, automation and manufacturing, materials and transportation.

INVESTMENT OBJECTIVE

EARK is an actively managed ETF that seeks to achieve long-term growth of capital by investing primarily in global equity securities of companies that are focused on disruptive innovation. Disruptive Innovation is the introduction of technologically enabled new products or services that could potentially change the way the world works.

WHY INVEST IN EARK?

1. Exposure to innovation

Aims for thematic multi-cap exposure to innovation across sectors. ARK believes the securities held in EARK present the best risk-reward opportunities from ARK’s innovation based themes.

2. Growth potential

Aims to capture long-term growth with a low correlation of relative returns to traditional growth strategies and negative correlation to value strategies.

3. Tool for diversification

Offers a tool for diversification due to little overlap with traditional indices. It can be a complement to traditional value/growth strategies.

4. Grounded in research

Combines top-down and bottom-up research in its portfolio management to identify innovative companies and convergence across markets.

5. Cost-effective

Provides a lower-cost alternative to mutual funds with true active management in an Exchange Traded Fund (ETF) that invests in rapidly moving themes.

FUND DETAILS AS AT 30.12.22	
Ticker	EARK
Type	Active Equity ETF
Cusip CAD Series	291006104
Cusip USD Series	291006203
Currency	CAD/USD
Inception date	7.29.2019
Primary exchange	NEO Stock Exchange
Management fee	0.80%
MER	1.15%*
Typical number of holdings	30
Portfolio manager	Emerge Canada Inc.
Sub-advisers	ARK Investment Management LLC Emerge Capital Management Inc.

*As expected for 2023, please reference emergecgm.ca for information regarding the MER for each ETF.

TICKER DETAILS	
CAD	EARK
USD	EARK.U
THOMSON ONE CAD	EARK-GD
THOMSON ONE USD	EARK'U-GD

TOP 10 HOLDINGS AS AT 30.12.22	
Zoom Video Communications, Inc.	9.7%
Exact Sciences Corporation	7.9%
Tesla, Inc.	6.4%
Block, Inc.	6.3%
Roku, Inc.	6.2%
UiPath, Inc.	5.6%
Shopify Inc.	4.8%
Teladoc Health, Inc.	4.5%
Twilio Inc.	4.1%
Beam Therapeutics Inc.	3.9%

SECTOR WEIGHTS AS AT 30.12.22	
Information Technology	44.5%
Healthcare	36.4%
Consumer Discretionary	9.5%
Communication Services	6.2%
Financials	3.4%

GEOGRAPHIC BREAK UP AS AT 30.12.22	
Americas	95.9%
Europe	4.1%



PORTFOLIO MANAGER (SUB-ADVISOR)

Catherine D. Wood

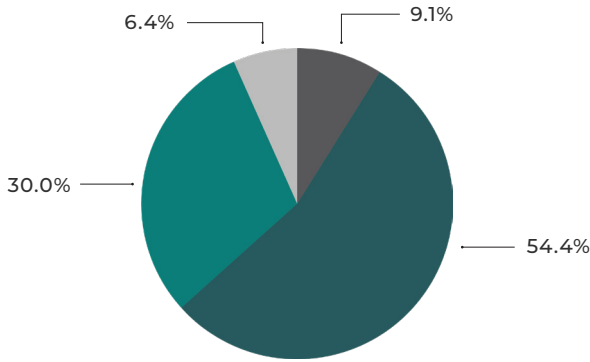
Chief Investment Officer

ARK Investment Management LLC

Catherine registered ARK Investment Management LLC (“ARK”) as an investment adviser with the U.S. Securities and Exchange Commission in January 2014. With over 40 years of experience identifying and investing in innovation, Catherine founded ARK to focus solely on disruptive innovation while adding new dimensions to research. Previously, she completed twelve years at AllianceBernstein as Chief Investment Officer of Global Thematic Strategies with over \$5 billion in assets under management. Before AllianceBernstein, she worked for eighteen years with Jennison Associates as Chief Economist, Equity Research Analyst, Portfolio Manager, and Director. Catherine started her career in Los Angeles at the Capital Group as an Assistant Economist.

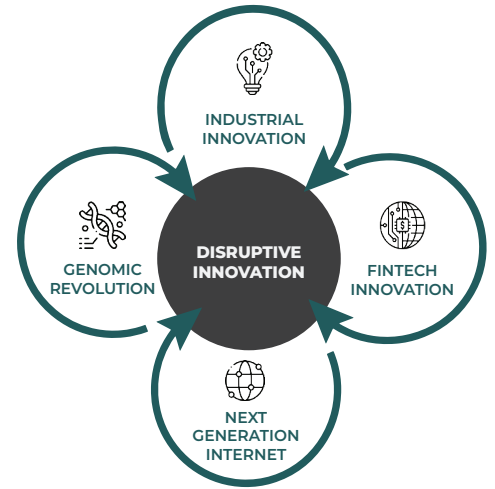
MARKET CAPITALIZATION AS AT 30.12.22

Micro Small Medium Large Mega



FUND DESCRIPTION

Industrial innovation
 Genomic revolution
 Fintech innovation
 Next generation internet

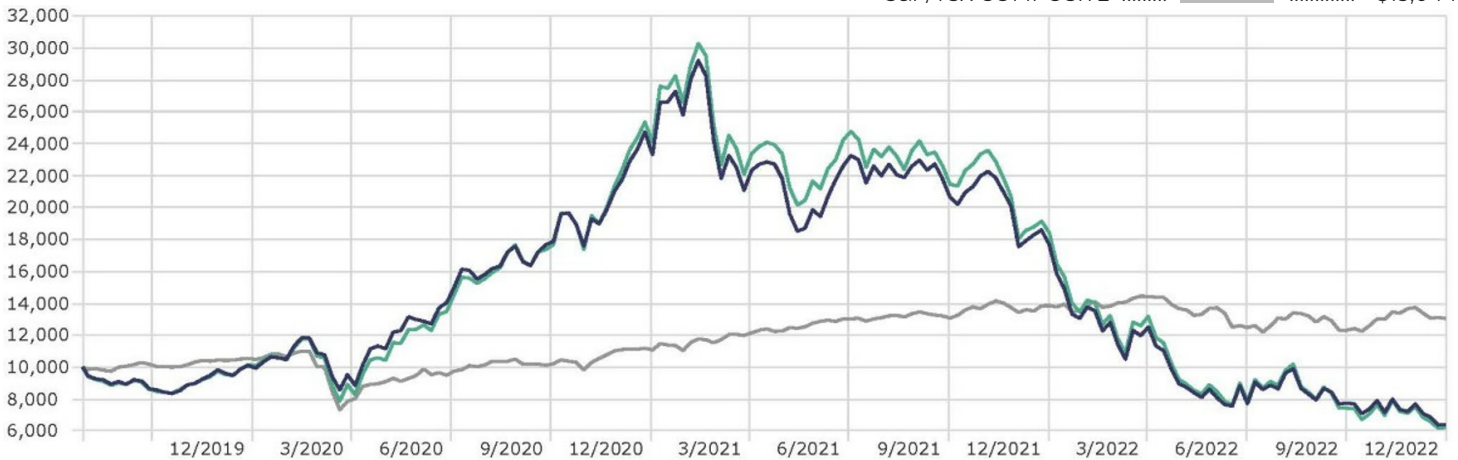


PERFORMANCE AS AT DECEMBER 30TH, 2022

TICKER	NAME	NAV	1 MO.	3 MO.	6 MO.	YTD	1 YR	3 YR	SINCE INCEPTION*
EARK	Emerge ARK Global Disruptive Innovation ETF	\$6.35	-16.8%	-17.4%	-17.0%	0.0%	-63.8%	-13.8%	-12.2%
EARK.U	Emerge ARK Global Disruptive Innovation ETF USD	\$4.68	-17.2%	-16.2%	-21.0%	0.0%	-66.2%	-15.1%	-12.9%
S&P TSX	S&P/TSX Composite Index		-5.1%	6.0%	4.5%	0.0%	-5.8%	7.5%	8.1%
S&P 500 TR CAD	S&P 500 Index		-5.1%	6.1%	6.2%	0.0%	-12.2%	8.9%	10.0%

INVESTMENT GROWTH CHART AT \$10,000 SINCE INCEPTION:
 EMERGE ARK GBL DISRUPT. INV. ETF | TIME PERIOD: 2019.07.29 TO 2022.12.30

EARK	\$6,404
EARK.U	\$6,221
S&P/TSX COMPOSITE	\$13,044



Commissions, management fees, brokerage fees and expenses may be associated with an investment in ETFs. Before investing, you should carefully consider the ETF's investment objectives, strategies, risks, charges and expenses. This and other information are in the ETF's prospectus, which may be obtained by visiting www.emergecm.ca or www.sedar.com. Please read the ETF prospectus carefully before you invest. An investment in an ETF is subject to risks and you can lose money on your investment. Detailed information regarding the specific risks of the ETF can be found in the prospectus. There can be no assurance that the ETF will achieve its investment objective. The ETF's portfolio is more volatile than broad market averages. Units of the ETF are bought and sold at market price and there can be no guarantee that an active trading market for the ETF units will develop or be maintained, or that their listing will continue or remain unchanged. ETFs are not guaranteed. Their values change frequently. Past performance may not be repeated. The statements contained in this document are based on information believed to be reliable and are provided for information purposes only. Where such information is based in whole or in part on information provided by third parties, we cannot guarantee that it is accurate, complete or current at all times. This document does not provide investment, tax or legal advice, and is not an offer or solicitation to buy. Graphs and charts are used for illustrative purposes only and do not reflect future values or returns on investment. Particular investment strategies should be evaluated according to an investor's investment objectives and tolerance for risk. Emerge Canada Inc. and related entities are not liable for any error or omission in the information or for any loss or damage suffered. Certain statements in this marketing profile include forward-looking statements, including, but not limited to, the launch of the Emerge ETF and those statements identified by the expressions "believe", "will" and similar expressions to the extent they relate to the Emerge ETF, Emerge or the space exploration industry. These forward-looking statements are subject to a number of risks and uncertainties and are based on several assumptions, both general and specific, which give rise to the possibility that actual results or events could differ materially from current expectations. Forward-looking statements are not guarantees of future results.