

CAD Ticker: EAGB

USD Ticker: EAGB.U

CAD Series: 291004109

USD Series: 291004208

FUND DESCRIPTION

“Where health care meets technology”

Companies within EAGB are focused on, and are expected to benefit from, extending and enhancing the quality of human and other life by incorporating technological and scientific developments, improvements, and advancements in genomics into their business.

INVESTMENT OBJECTIVE

EAGB is an actively managed ETF that seeks to achieve long-term growth of capital by investing primarily, under normal circumstances, in global equity securities of companies that are, or are expected to be, focused on extending and enhancing the quality of human and other life through technological and scientific developments, improvements, and advancements in genomics.

WHY INVEST IN EAGB?

1. Exposure to innovation

Aims for thematic multi-cap exposure to innovative elements, including, gene therapy, bio-informatics, bio-inspired computing, molecular medicine, and pharmaceutical innovations.

2. Growth potential

Aims to capture long-term growth with a low correlation of relative returns to traditional growth strategies and negative correlation to value strategies.

3. Tool for diversification

Offers a tool for diversification due to little overlap with traditional indices. It can be a complement to traditional value/growth strategies.

4. Grounded in research

Combines top-down and bottom-up research in its portfolio management to identify innovative companies and convergence across markets.

5. Cost-effective

Provides a lower-cost alternative to mutual funds with true active management in an Exchange Traded Fund (ETF) that invests in rapidly moving themes.

FUND DETAILS

Ticker	EAGB
Type	Active Equity ETF
Cusip CAD Series	291004109
Cusip USD Series	291004208
Currency	CAD/USD
Inception date	7.29.2019
Primary exchange	NEO Stock Exchange
Management fee	0.80%
MER	1.15%*
Typical number of holdings	35-50
Portfolio manager	Emerge Canada Inc.
Sub-advisers	ARK Investment Management LLC Emerge Capital Management Inc.

*As expected for 2021, please reference emergecm.ca for information regarding the MER for each ETF.

TOP 10 HOLDINGS

Teladoc Health Inc	7.2%
EXACT Sciences Corp.	5.1%
Pacific Biosciences of California Inc.	4.9%
Regeneron Pharmaceuticals Inc	4.7%
Novartis AG	4.1%
Twist Bioscience Corporation	4.0%
Vertex Pharmaceuticals Inc	3.9%
Takeda Pharmaceutical Company	3.6%
Roche Holdings Ltd AG	3.5%
Fate Therapeutics Inc	3.3%

SECTOR WEIGHTS

Healthcare	97.4%
Information Technology	1.7%
Financials	0.7%

GEOGRAPHIC ALLOCATION

Americas	84.2%
Europe	11.2%
Asia	3.6%
Middle East	0.8%



PORTFOLIO MANAGER (SUB-ADVISOR)

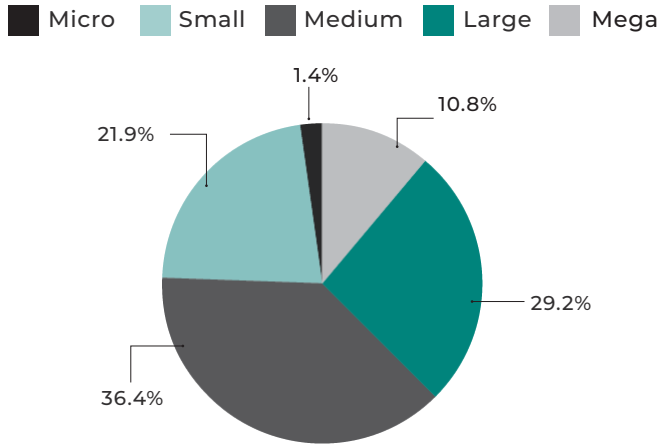
Catherine D. Wood

Chief Investment Officer

ARK Investment Management LLC

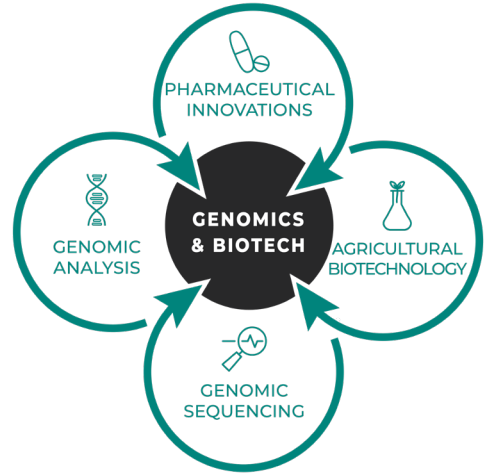
Catherine registered ARK Investment Management LLC (“ARK”) as an investment adviser with the U.S. Securities and Exchange Commission in January 2014. With over 40 years of experience identifying and investing in innovation, Catherine founded ARK to focus solely on disruptive innovation while adding new dimensions to research. Previously, she completed twelve years at AllianceBernstein as Chief Investment Officer of Global Thematic Strategies with over \$5 billion in assets under management. Before AllianceBernstein, she worked for eighteen years with Jennison Associates as Chief Economist, Equity Research Analyst, Portfolio Manager, and Director. Catherine started her career in Los Angeles at the Capital Group as an Assistant Economist.

MARKET CAPITALIZATION



FUND DESCRIPTION

Pharmaceutical Innovations
 Agricultural Biotechnology
 Genomic Sequencing
 Genomic analysis



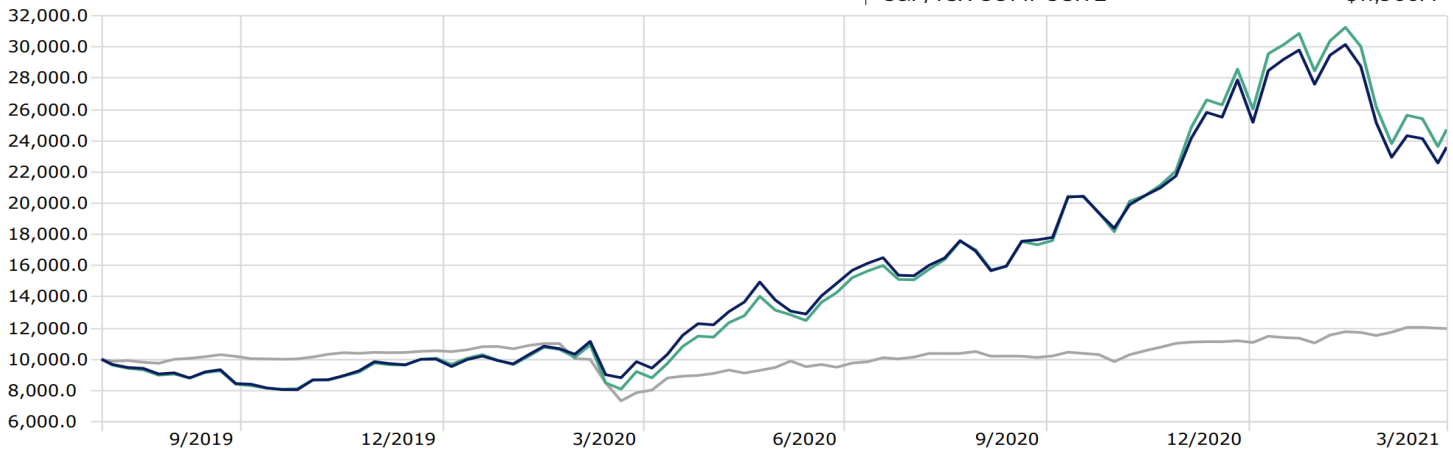
PERFORMANCE AS AT MARCH 31, 2021

TICKER	NAME	NAV	1 MO.	3 MO.	6 MO.	YTD	1 YR	Since Inception*
EAGB	Emerge ARK Genomics & Biotech ETF	\$23.83	-6.2%	-6.3%	31.4%	-6.3%	136.5%	67.1%
EAGB.U	Emerge ARK Genomics & Biotech ETF USD	\$18.96	-5.5%	-5.0%	39.6%	-5.0%	167.9%	71.8%
.XI.TSX	S&P/TSX Composite Index		3.9%	8.1%	17.7%	8.1%	44.2%	58.4%
S&P 500 TR USD	S&P 500 Index		4.4%	6.2%	19.1%	6.2%	56.4%	59.0%

INVESTMENT GROWTH CHART AT \$10,000:

EMERGE ARK GENOMICS & BIOTECH ETF | TIME PERIOD: 2019.07.29 TO 2021.03.31

EAGB ————— \$23,595.7
 EAGB.U ————— \$24,725.0
 S&P/TSX COMPOSITE ————— \$11,966.4



Commissions, management fees, brokerage fees and expenses may be associated with an investment in ETFs. Before investing, you should carefully consider the ETF's investment objectives, strategies, risks, charges and expenses. This and other information are in the ETF's prospectus, which may be obtained by visiting www.emergecm.ca or www.sedar.com. Please read the ETF prospectus carefully before you invest. An investment in an ETF is subject to risks and you can lose money on your investment. Detailed information regarding the specific risks of the ETF can be found in the prospectus. There can be no assurance that the ETF will achieve its investment objective. The ETF's portfolio is more volatile than broad market averages. Units of the ETF are bought and sold at market price and there can be no guarantee that an active trading market for the ETF units will develop or be maintained, or that their listing will continue or remain unchanged. ETFs are not guaranteed. Their values change frequently. Past performance may not be repeated. The statements contained in this document are based on information believed to be reliable and are provided for information purposes only. Where such information is based in whole or in part on information provided by third parties, we cannot guarantee that is accurate, complete or current at all times. This document does not provide investment, tax or legal advice, and is not an offer or solicitation to buy. Graphs and charts are used for illustrative purposes only and do not reflect future values or returns on investment. Particular investment strategies should be evaluated according to an investor's investment objectives and tolerance for risk. EmERGE Canada Inc. and related entities are not liable for any error or omission in the information or for any loss or damage suffered. Certain statements in this marketing profile include forward-looking statements, including, but not limited to, the launch of the EmERGE ETF and those statement identified by the expressions "believe", "will" and similar expressions to the extent they relate to the EmERGE ETF, EmERGE or the space exploration industry. These forward-looking statements are subject to a number of risks and uncertainties and are based on several assumptions, both general and specific, which give rise to the possibility that actual results or events could differ materially from current expectations. Forward-looking statements are not guarantees of future results.