



EMERGE ARK FINTECH INNOVATION ETF

THIS ETF INVESTS IN: E-COMMERCE, DIGITAL WALLETS, AND GLOBAL PAYMENTS



Marketing Profile
Actively Managed ETF
As of September 30 2020

Ticker CAD: EAFT
Ticker USD: EAFT.U
CAD Series: 29104M105
USD Series: 29104M204

INVESTMENT OBJECTIVE

EAFT is an actively managed ETF that seeks to achieve long-term growth of capital by investing primarily, under normal circumstances, in global equity securities of companies that are or are expected to be focused on financial technology innovation, including the shift of the financial sector and economic transactions towards payment infrastructure platforms and technically enabled web-based intermediaries.

GEOGRAPHIC ALLOCATION

AMERICAS	65.5%
ASIA-PACIFIC	25.7%
EUROPE	4.6%
AFRICA	1.1%

FUND DESCRIPTION

“THE FINANCIAL TRANSFORMATION”

Companies within EAFT may develop, use, or rely on innovative payment platforms, point of sale solutions, e-commerce and transactional innovations, advancements in business analytics, fraud reduction, frictionless funding platforms, peer-to-peer lending, and risk pricing and pooling aggregators (insurance).

FUND DETAILS

TICKER	EAFT
TYPE	Active Equity ETF
CUSIP CAD SERIES	29104M105
CUSIP USD SERIES	29104M204
CURRENCY	CAD/USD
INCEPTION DATE	7.29.2019
PRIMARY EXCHANGE	NEO Stock Exchange
MANAGEMENT FEE	0.80%
TYPICAL NUMBER OF HOLDINGS	35-50
PORTFOLIO MANAGER	Emerge Canada Inc.
SUB-ADVISERS	ARK Investment Management LLC Emerge Capital Management Inc.

WHY INVEST IN EAFT?

1 EXPOSURE TO INNOVATION
Aims for thematic multi-cap exposure to fintech innovations, including: mobile payments, digital wallets, peer-to-peer lending, and risk transformation.

2 GROWTH POTENTIAL
Aims to capture long-term growth with low correlation of relative returns to traditional growth strategies and negative correlation to value strategies.

3 TOOL FOR DIVERSIFICATION
Offers a tool for diversification due to little overlap with traditional indices. It can be a complement to traditional value/growth strategies.

4 GROUNDED IN RESEARCH
Combines top-down and bottom-up research in its portfolio management to identify innovative companies and convergence across markets.

5 COST EFFECTIVE
Provides a lower cost alternative to mutual funds with true active management in an Exchange Traded Fund (ETF) that invests in rapidly moving themes.

SECTOR WEIGHTS

INFORMATION TECHNOLOGY	41.2%
FINANCIALS	25.9%
CONSUMER DISCRETIONARY	15.5%
COMMUNICATION SERVICES	14.2%

TOP 10 HOLDINGS

SQUARE INC	12.2%
MERCADOLIBRE INC	4.5%
ZILLOW GROUP INC	4.2%
PINTEREST INC	4.1%
SEA LIMITED	4.0%
TENCENT HOLDINGS LTD	3.8%
LENDINGTREE INC	3.8%
AYDEN NV	3.7%
INTERCONTINENTAL EXCHANGE	3.6%
ALIBABA GROUP HOLDING LTD	3.4%



CATHERINE D. WOOD
Chief Investment Officer

ARK Investment Management LLC

Catherine founded ARK Investment Management in 2014. Previously, she completed twelve years at AllianceBernstein as Chief Investment Officer of Global Thematic Strategies with over \$5 billion in assets under management. Before AllianceBernstein, she worked for eighteen years with Jennison Associates as Chief Economist, Equity Research Analyst, Portfolio Manager, and Director. Catherine started her career in Los Angeles at the Capital Group as an Assistant Economist.



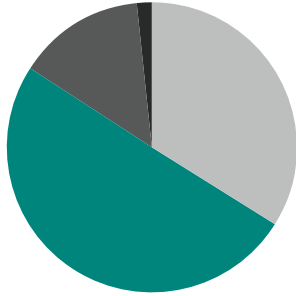
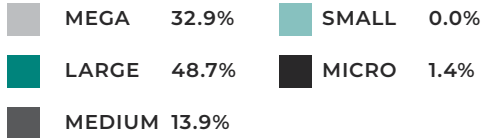
26 WELLINGTON ST. E, SUITE 901
TORONTO, ON M5E 1S2



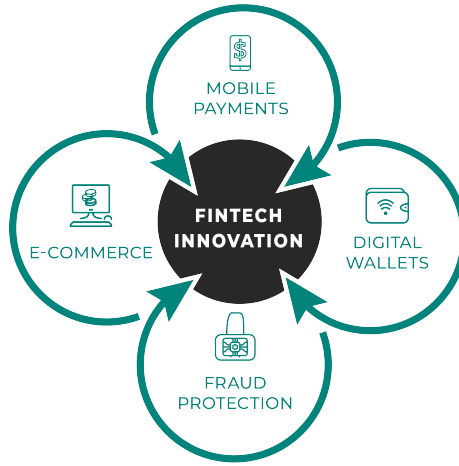
EMERGE ARK FINTECH INNOVATION ETF

THIS ETF INVESTS IN: E-COMMERCE, DIGITAL WALLETS, AND GLOBAL PAYMENTS

MARKET CAPITALIZATION



FUND DESCRIPTION



- MOBILE PAYMENTS
- DIGITAL WALLETS
- FRAUD PROTECTION
- E-COMMERCE

PERFORMANCE AS AT SEPTEMBER 30 2020

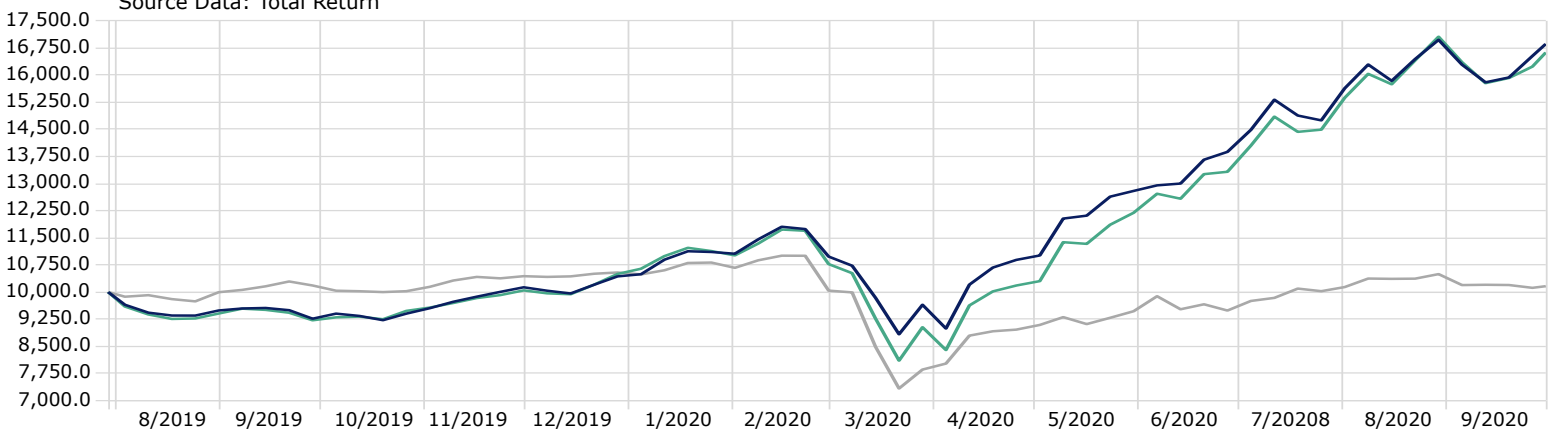
TICKER	NAME	NAV	1 MO.	3 MO.	6 MO.	YTD	1 YR	Since Incep.*
EAFT	EMERGE ARK FINTECH INNOVATION ETF	\$16.77	-0.2%	20.7%	72.5%	63.3%	80.9%	56.0%
EAFT.U	EMERGE ARK FINTECH INNOVATION ETF USD	\$12.56	-2.6%	23.1%	83.9%	58.5%	79.4%	54.2%
.XI.TSX	S&P/TSX COMPOSITE INDEX		-2.1%	4.7%	22.5%	-3.1%	0.0%	1.4%
S&P 500 TR USD	S&P 500 INDEX		-3.8%	8.9%	31.3%	5.6%	15.1%	11.7%

INVESTMENT GROWTH CHART AT \$10,000: EMERGE ARK FINTECH INV. ETF

TIME PERIOD: 2019.07.29 TO 2020.09.30

EAFT	\$16,862.50
EAFT.U	\$16,625.70
S&P/TSX COMPOSITE	\$10,162.90

Source Data: Total Return



*Since Inception Date: July 29 2019

Commissions, management fees, brokerage fees and expenses may be associated with an investment in ETFs. Before investing, you should carefully consider the ETF's investment objectives, strategies, risks, charges and expenses. This and other information are in the ETF's prospectus, which may be obtained by visiting www.emergecm.ca or www.sedar.com. Please read the ETF prospectus carefully before you invest. An investment in an ETF is subject to risks and you can lose money on your investment. Detailed information regarding the specific risks of the ETF can be found in the prospectus. There can be no assurance that the ETF will achieve its investment objective. The ETF's portfolio is more volatile than broad market averages. Units of the ETF are bought and sold at market price and there can be no guarantee that an active trading market for the ETF units will develop or be maintained, or that their listing will continue or remain unchanged. ETFs are not guaranteed. Their values change frequently. Past performance may not be repeated. The statements contained in this document are based on information believed to be reliable and are provided for information purposes only. Where such information is based in whole or in part on information provided by third parties, we cannot guarantee that is accurate, complete or current at all times. This document does not provide investment, tax or legal advice, and is not an offer or solicitation to buy. Graphs and charts are used for illustrative purposes only and do not reflect future values or returns on investment. Particular investment strategies should be evaluated according to an investor's investment objectives and tolerance for risk. Emerge Canada Inc. and related entities are not liable for any error or omission in the information or for any loss or damage suffered.